

Seattle WX25N

The Wide-Eyed Wonder

The Seattle WX25N is a one-of-a kind widescreen LCD projector. With 2500 ANSI lumens of brightness, generous input panel, and easy installation features - this unit is a popular bundle with a digital whiteboard.



- Widescreen projector
- Robust input panel
- LAN control
- Password security
- Closed caption
- RS232
- Optional harsh enviro filter
- Side changing lamp & filter
- Quick startup and shutdown
- 8 watt speaker



Seattle WX25N

Specifications




BRIGHTNESS

2500 Lumens (Standard)
1650 Lumens (Economy)

RESOLUTION

1280x800 WXGA (Native)
1600x1200 UXGA (Compatible)

DISPLAY TYPE

0.59" LCD x 3 

CONTRAST RATIO

500 :1

ASPECT RATIO

16:10 Native
4:3 Compatible

THROW RATIO

1.54 ~ 1.85 (x screen width)

PROJECTION LENS

Manual Zoom & Focus

ZOOM RATIO

1.2:1

DIAGONAL IMAGE SIZE

40" - 300"
101.6cm - 762cm

THROW DISTANCE

3.33' - 25'
1.01m - 7.62m

KEystone

+/- 30° Vertical

LAMP

230 watt UHP

LAMP LIFE

2000 (Standard)
3000 (Economy)

INPUTS

VGA
DVI-I
Composite
S-Video
Component RCA Audio (R/L)
Audio (3.5mm) x 2

OUTPUTS

VGA
Audio (3.5mm)

PROJECTOR CONTROLS

USB
RS232 (9-pin)
RJ45 LAN Connection

COMPATIBILITY

VGA, SVGA, XGA, SXGA, UXGA,
Mac

EDTV / SDTV / HDTV

480i/p, 576i/p, 720p, 1080i

FCC CERTIFICATION

FCC-B, UL, cUL, TUV, CD, CE, CCC

VIDEO COMPATIBILITY

NTSC, NTSC 4.43, PAL M/N/60, SECAM

AUDIO

1 x 8w Mono Speaker

DECIBEL RATING

33 dB (Standard) / 30 dB
(Economy)

H-REFRESH RATE

31-92 kHz

V-REFRESH RATE

48-120 Hz

POWER SUPPLY

AC 110 ~ 240 Volts
50-60Hz (Auto ranging)

POWER CONSUMPTION

312 Watts
<5w standby

DIMENSIONS (WxDxH)

12.8" x 10.24" x 3.8"
32.5cm x 26cm x 9.7cm

WEIGHT

7.3 lbs
3.3 kg

WARRANTY

3 year parts & labor / 90 day lamp

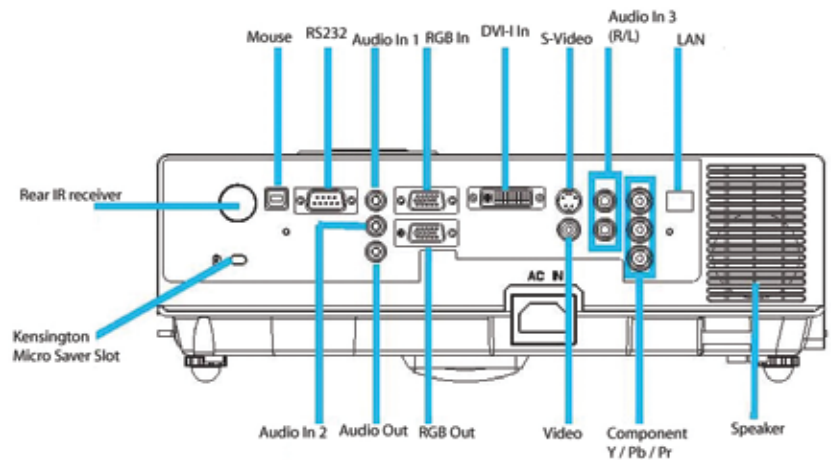

Special features of the Seattle WX25N include:

Widescreen Model— Replicate exactly what you see on your widescreen laptop or desktop computer. 16:10 aspect ratio.

LAN Connectivity— For network installation. Manage your projectors through a web-based platform.

Quick Start Up and Shut Down— Set up and present quickly, and only a 10 second cool down cycle when you finish.

Side Changing Lamp and Filter— Easy lamp installation and projector maintenance. No need to remove the projector from ceiling mount position.



www.boxlight.com
360.464.2119