

# Seattle X22N

Brilliance on a Budget

The Seattle X22N - a perfect classroom companion! All the inputs you want, all the brightness you need, with a price tag that fits into your budget.  
**Classroom perfection!**



- Robust input panel
- LAN control
- Password security
- Closed caption
- RS232
- Optional harsh enviro filter
- Side changing lamp & filter
- Quick startup and shutdown
- 8 watt speaker



# Seattle X22N

## Specifications




### BRIGHTNESS

2200 Lumens (Standard)  
1650 Lumens (Economy)

### RESOLUTION

1024x768 XGA (Native)  
1600x1200 UXGA (Compatible)

### DISPLAY TYPE

0.63" LCD x 3 

### CONTRAST RATIO

500 :1

### ASPECT RATIO

4:3 Native  
16:9 Compatible

### THROW RATIO

1.45 ~ 1.73 (x screen width)

### PROJECTION LENS

Manual Zoom & Focus

### ZOOM RATIO

1.2:1

### DIAGONAL IMAGE SIZE

40" - 300"  
101.6cm - 762cm

### THROW DISTANCE

3.33' - 25'  
1.01m - 7.62m

### KEystone

+/- 30° Vertical

### LAMP

200 watt UHP

### LAMP LIFE

2000 (Standard)  
3000 (Economy)

### INPUTS

VGA  
DVI-I  
Composite  
S-Video  
Component RCA Audio (R/L)  
Audio x 2 (3.5mm)

### OUTPUTS

VGA  
Audio (3.5mm)

### PROJECTOR CONTROLS

USB  
RS232 (9-pin)  
RJ45 LAN Connection

### COMPATIBILITY

VGA, XGA, SXGA, UXGA, Mac

### EDTV / SDTV / HDTV

480i/p, 576i/p, 720p, 1080i

### FCC CERTIFICATION

FCC-B, UL, cUL, TUV, CD, CE, CCC

### VIDEO COMPATIBILITY

NTSC, NTSC 4.43, PAL M/N 60, SECAM

### AUDIO

1 x 8w Mono Speaker

### DECIBEL RATING

33 dB (Standard) / 30 dB  
(Economy)

### H-REFRESH RATE

31-92 kHz

### V-REFRESH RATE

48-120 Hz

### POWER SUPPLY

AC 110 ~ 240 Volts  
50-60Hz (Auto ranging)

### POWER CONSUMPTION

285 Watts (Standard)  
<5w standby

### DIMENSIONS (WxDxH)

12.8" x 10.24" x 3.8"  
32.5cm x 26cm x 9.7cm

### WEIGHT

7.3 lbs  
3.3 kg

### WARRANTY

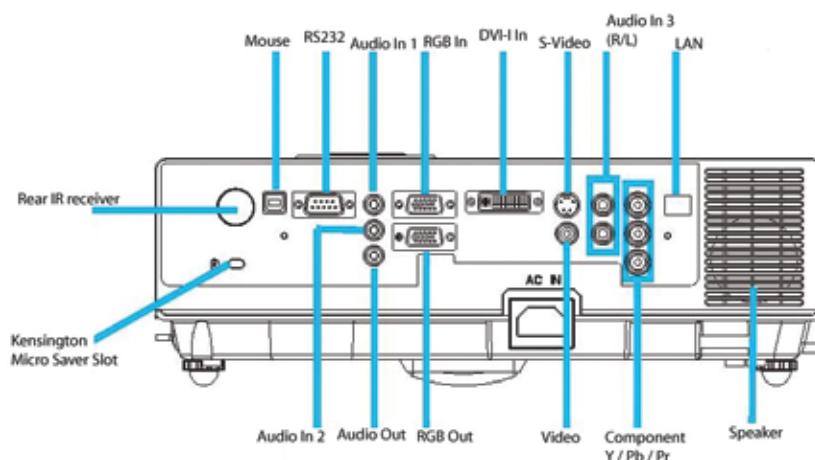
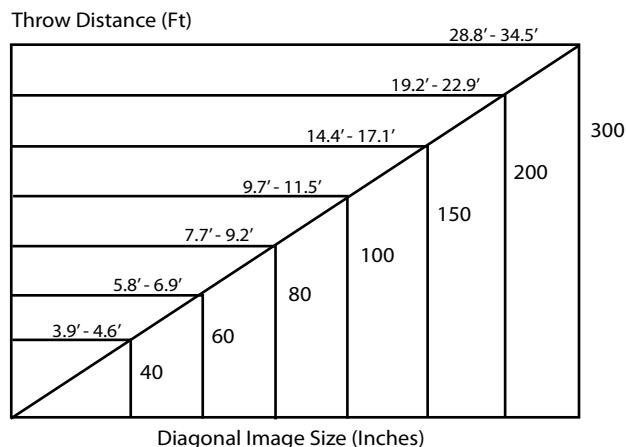
3 year parts & labor / 90 day lamp

### Special features of the Seattle X22N include:

**LAN Connectivity**— For network installation. Manage your projectors through a web-based platform.

**Quick Start Up and Shut Down**— Set up and present quickly, and only a 10 second cool down cycle when you finish.

**Side Changing Lamp and Filter**— Easy lamp installation and projector maintenance. No need to remove the projector from ceiling mount position.



www.boxlight.com  
360.464.2119