

SPECIFICATIONS

Model	E1655-A	E1655W-A	E1655U-A
Display Technology	Liquid Crystal Display		
Display Panel Type	LCX100ACP/ADP-6/7/8	LCX103ACP/ADP-6/7/8	LCX119ACP/ADP-6/7/8
Display Panel	3x0.79"	3x0.75"	3x0.76"
Brightness	6500 Ansi Lumens	6000 Ansi Lumens	5000 Ansi Lumens
Native Resolution	XGA (1024x768)	WXGA (1280x800)	WUXGA (1920x1200)
Contrast Ratio	2000:1	2000:1	2000:1
Projection Lens	1:1.6X, F=1.7-2.2, f• 1.3-34.16mm, 1/2x1/2-4x4 Digital Focus		
Uniformity	90%		
Distance/Screen Size (Diagonal)	30.2"-511.4" (30"-300")	31.9"-537" (30"-300")	31.9"-537" (30"-300")
Aspect Ratio	4:3 (Standard)/16:9(Compatible)	16:10 (Standard) / 4:3 (Compatible)	16:10 (Standard) / 4:3 (Compatible)
Keystone	Manual Keystone:±30°		
Input	HDMI*1; VGA*2; Scart; BNC*5; YCbCr; S-video; Video; Audio: 3.5 Mini Jack, RCA*2	HDMI*1; VGA*2; Scart; BNC*5; YCbCr; S-video; Video; Audio: 3.5 Mini Jack, RCA*2	HDMI*1; DVI-D; VGA*2; Scart; BNC*5; YCbCr; S-video; Video; Audio: 3.5 Mini Jack, RCA*2
Output	VGA(INPUT2);Audio out		
Control	RS232/RJ45		
PC Compatibility	VGA, SVGA, XGA, SXGA, WXGA, UXGA	VGA, SVGA, XGA, SXGA, WXGA, UXGA	VGA, SVGA, XGA, SXGA, WXGA, UXGA,WUXGA
Video Compatibility	PAL/SECAM/NTSC/NTSC4.43/PAL-M/PAL-N 1080i/1035i/720p/576p/480p/576i/480i		
Lens Shift H	±10% (Powered)		
Lens Shift V	±50% (Powered)		
Lamp	330W		
Lamp Life	(STD Mode) 3000hours / (ECO Mode) 4000hours		
Remote Control	Yes		
H-Synch Range	15-100 KHz		
V-Synch Range	48-85Hz		
Standby Power	<1W		
Power Consumption	450W	450W	480W
Power Supply	100V - 240V @ 50-60 Hz		
Operating Temp.	41°F ~ 95°F		
Storage Temp.	14°F ~ 140°F		
OSD Languages	17 languages including English,German, French, Italian, Spanish, Portuguese, Dutch, Swedish, Finnish, Hungarian, Romanian, Russian, Thai, Indonesian, Arabic, Turkish, Polish		
Speaker	Mono 7W		
Dimension	21" x 15.4" x 7.5"		
Weight	23.8 Lbs		
Standard Accessories	User Manual (CD), Power Cord, Remote Control, VGA Cable, Lens Cover With String, Warranty Card		
Other Features	<ol style="list-style-type: none"> 360°Lens Shift One Touch Lens Replacement Quick Power off Customized Startup Logo Auto Image Reverse Build in Test Images One Touch Blank Screen Closed Caption Image Zoom in/out Image Freezing, Zomm and Panning Top Cover Lamp Replacement Anti-theft Bar & Lock 		

Interface Panel

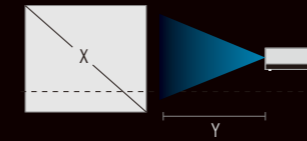
E1655-A / E1655W-A



E1655U-A




Throw Ratio



Model	E1655-A	
Projection size[inch]X	wide (Feet) Y	tele (Feet) Y
30	2.5	4.1
40	3.4	5.5
50	4.3	7
60	5.2	8.4
70	6.1	9.8
80	7	11.2
90	7.9	12.7
100	8.7	14.1
120	10.5	17
150	13.2	21.2
200	17.6	28.4
250	22.1	35.5
300	26.5	42.6

Model	E1655W/E1655U-A	
Projection size[inch]X	wide (Feet) Y	tele (Feet) Y
30	2.7	4.3
40	3.6	5.8
50	4.5	7.3
60	5.5	8.8
70	6.4	10.3
80	7.3	11.8
90	8.3	13.3
100	9.2	14.8
120	11.1	17.8
150	13.9	22.3
200	18.5	29.8
250	23.2	37.3
300	27.9	44.7

ASK Proxima



**Large Venue Projector with Unparalleled Features
Ultimate User Experiences**



E1655-A / E1655W-A / E1655U-A

* Product specifications are subject to change at any time without prior notice.



High Brightness



1.6x Standard Motorized Zoom Lens



Lens Shift



Professional Cooling System



Multiple I/O Interface



Easy Lens Replacement



Closed Caption

ASK Proxima
http://www.askproximausa.com



3848 Carson Street #220
Torrance, CA 90503
(855) 899-6825 Toll Free
(310) 316-6808 Fax

ASK Proxima

ASK, founded in 1984, originally conducted R&D in LCD technology for the production of LCD screens but later turned its focus towards developing overhead panels for projecting images in larger formats.

In 1991, Tandberg Data, a world leader in data storage products, assumed ownership of the firm, which rejuvenates ASK by turning its target to projector manufacture by collaborating with Polaroid under the label "For Polaroid - By ASK". The company undertook an aggressive marketing campaign, building a network of distributors in countries all over Europe and Asia.

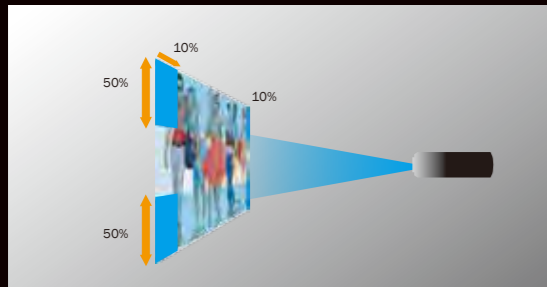
In 1998, to expand the market, ASK acquired its American competitor, Proxima Corporation. Later the company changed its name to Proxima ASA in 2000, and as of 2005, the company was the second largest in the projector industry. The year after, the company merged with the industry leader, InFocus Corporation.

In 2010, ASK Proxima went through another round of re-structuring and started to implement a new strategy to compete in the world market.



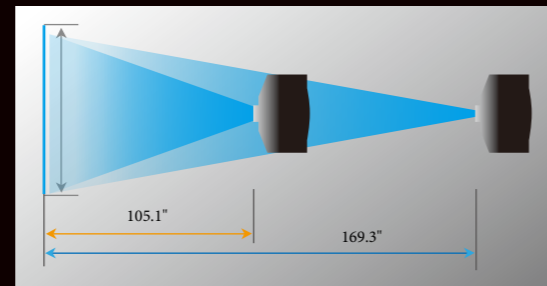
360° Lens Shift

Lens shift function—maximum 50% vertical shift and maximum 10% horizontal shift enables flexible installation.



1.6x Standard Digital Zoom Lens

Comparing with 1.2x lens, 1.6x lens can meet various installation requirements.




High Brightness for Large Image

Ultra high brightness is suitable for large venues, conference rooms and exhibition display.




Multiple I/O Interface

Various I/O interface support multi-format peripherals.




Motorized Lens Shift & Digital Zoom

Motorized lens shift can adjust image position without moving the projector.




Centred Lens Design

Centered lens design enables easy installation and quick calibration from the projector to the screen.



Hybrid Filter

The projector uses highly reliable filter. It can be used for a long duration of time which saves a great deal of maintenance.



Inorganic LCD Panels

BrightEra

"BrightEra" chips help to reduce light leakage, elevate contrast ratio, improve LCD panel's light resistance and strengthen its stability.


Optional Lenses



Part No.	AP-LNS-W21	AP-LNS-W20	AP-STD	AP-LNS-S20	AP-LNS-T20	AP-LNS-T21
Type	Short Fixed lens	Short-zoom lens	Standard lens	Standard Zoom lens	Long-zoom lens	Ultra-long lens
Electric	YES	YES	YES	YES	YES	YES
Zoom/Focus	Fixed/Power	x1.3/Power	x1.6/Power	x1.7/Power	x1.6/Power	x1.6/Power
Focal length	13.05	20.4-27.6	21.3-34.1	27.7-45.5	45.6-73.8	73.9-117.1
F value	2	1.8-2.3	1.7-2.2	1.7-2.3	1.8-2.3	1.8-2.3
Throw Ratio	0.8:1	1.3-1.7:1	1.3-2:1:1	1.7-2.8:1	2.8-4.6:1	4.6-7.2:1
Lens shift	H: 0%(Fixed) W: 0%(Fixed)	H: ±50%(approx) W: ±10%(approx)	H: ±50%(approx) W: ±10%(approx)	H: ±50%(approx) W: ±10%(approx)	H: ±50%(approx) W: ±10%(approx)	H: ±50%(approx) W: ±10%(approx)

Super Cooling Protection

Dual-path cooling design extends projectors' life.



Network Control

By wired connection to RJ45, the user can control or monitor all projectors in distance by on/off, configuration, viewing lamp time and operating status by entering corresponding IP through internet browser.

