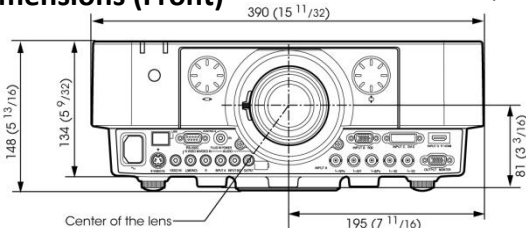


Solid Installation Projector VPL-FH31

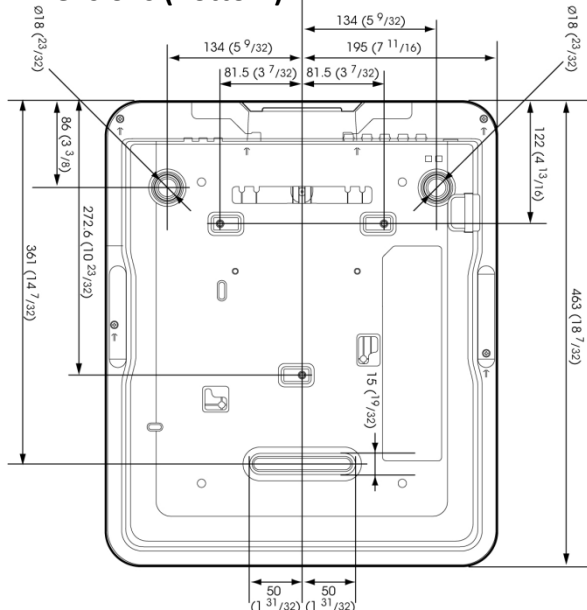
Key Features

- 4,300 lumens (ISO 21118)
- Native WUXGA (1,920 x 1,200) resolution
- BrightEra® Technology with Long Lasting Optics™
- Flexible 1.6x manual zoom standard lens
- Vertical +60%, Horizontal +/-32% Lens Shift
- Advanced geometric correction
- Edge blending
- Portrait mode
- Picture by picture function
- Network control and monitoring
- DICOM GSDF simulation gamma mode
- Synchronized lamp and filter maintenance cycle
- Rich interface terminals including 1xDVI-D and 1xHDMI®
- Clean-looking back design (available in white or black color)

Dimensions (Front) Unit: mm (inches)



Dimensions (Bottom)



Optional Lenses

	VPLL-Z1024	VPLL-Z1032
Throw Ratio	2.34 to 3.19	3.18 to 4.84
Aperture	f/2.00 to 2.30	f/2.00 to 2.40
Lens Shift	Vertical : +60%/-0% Horizontal : +/- 32%	
Mass	Approx. 1.1kg / 2 lbs. 7oz.	
Lens Adapter	PK-F30LA1	

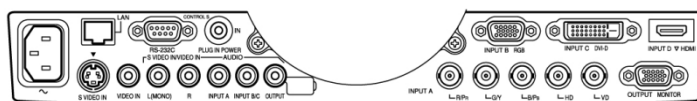
*1 The value is average.

*2 The figures are expected maintenance time and not guaranteed. They will depend on the environment or how the projector is used.

*3 Works as an audio switcher function. Output from a selected channel, not available in standby.

Optical		
Light Output /	4300 lumens (high mode)	
Color Light Output	3400 lumens (Std lamp mode)	
LCD Panels	0.76" x 3 BrightEra LCD Panel	
Panel Display Resolution	WUXGA (1920 x 1200 dots)	
Contrast Ratio	2,000:1 (Full white/full black) *1	
Light source	High-pressure mercury lamp 275 W type	
Lamp replacement time*2	3000H(High) / 4000H(Standard)	
Filter cleaning cycle*2	Max. 15000H Same time as the lamp replacement is recommended	
Projection Lens	Zoom / Focus	Approx. 1.6x manual zoom / Manual focus
	Lens Shift	Manual, Vertical +60%/-0% Horizontal +/- 32%
	Throw Ratio	1.39:1 to 2.23:1
Screen Size	40" to 600"	
Interface		
Computer and Video Input/Output	INPUT A	5BNC (RGB / Y Pb Pr) Audio : Stereo mini jack
	INPUT B	Mini D-sub 15-pin (RGB) Audio : Stereo mini jack (shared with INPUT C)
	INPUT C	DVI-D (HDCP support) Audio : Stereo mini jack (shared with INPUT B)
	INPUT D	HDMI (Digital RGB/Y Pb Pr, Digital Audio)
	S VIDEO IN	Mini DIN-4pin Audio : Pin jack x2 (shared with VIDEO IN)
	VIDEO IN	Pin Jack Audio : Pin jack x2 (shared with S VIDEO IN)
	Monitor OUT	Mini D-sub 15-pin (from INPUT A and B)
	Audio OUT	Stereo mini jack (variable out) *3
Control Signal Input/Output	RS-232C	D-sub 9 pin
	LAN	RJ45, 10BASE-T/100BASE-TX
	Control S	Stereo mini jack, Plug in power DC5V
General		
Scanning Frequency	H: 15 to 92kHz, V: 48 to 92Hz	
Display Resolution	Computer signal input	Maximum display resolution : 1920x1200 dots
	Video signal input	NTSC, PAL, SECAM, 480/60i, 576/50i, 480/60p, 576/50p, 720/60p, 720/50p, 1080/60i, 1080/50i, 1080/60p, 1080/50p, 1080/24p
Color System	NTSC3.58, PAL, SECAM, NTSC4.43, PAL-M, PAL-N, PAL60	
Power Requirements	AC 100V to 240V, 4A to 1.6A, 50Hz/60Hz	
Power Consumption	400W (AC 100V-120V) 380W (AC 220V-240V)	
Standby Mode Power Consumption	9.2W (Std) / 0.15W (Low) (AC 100V-120V) 10.4W (Std) / 0.3W (Low) (AC 220V-240V)	
Dimensions (W x H x D)	390 x 148 x 477 mm 15 11/32 x 5 13/16 x 18 25/32"	
Mass	8.2kg / 18 lb 1oz	
Optional Accessories		
Replacement Lamp	LMP-F272	
Projection Lens Adapter	PK-F30LA1	
Replacement Filter	4-172-386-01 (Top) / 4-172-387-01 (Bottom) (filters are cleanable)	
Replacement Remote	1-489-092-11 (RM-PJ19)	

Connector Panels



For more information, visit: www.sony.com/projectors