

Specification

Model	E3755	E3815	E3855	E3655W	E3715W
Display technology	Digital light processing	Digital light processing	Digital light processing	Digital light processing	Digital light processing
DMD size	0.7" DMD	0.7" DMD	0.7" DMD	0.65" DMD	0.65" DMD
Brightness	7500 ANSI lumens	8100 ANSI lumens	8500 ANSI lumens	6500 ANSI lumens	7100 ANSI lumens
Native resolution	XGA (1024x768)	XGA (1024x768)	XGA (1024x768)	WXGA (1280x800)	WXGA (1280x800)
Contrast ratio	6000:1	6000:1	6000:1	6000:1	6000:1
Lens	1.6x (powered), F=1.7~2.2, f=21.3~34.16mm				
Uniformity	90%	90%	90%	90%	90%
Throw ratio	60"@62.2" (1.58M)	60"@62.2" (1.58M)	60"@62.2" (1.58M)	60"@65.3" (1.66M)	60"@65.3" (1.66M)
Projection distance	30"~400"	30"~400"	30"~400"	30"~400"	30"~400"
Aspect ratio	4:3 (Standard) / 16:9 (Compatible)			16:10 (Standard) / 4:3 (Compatible)	
Keystone Correction	Manual Keystone: ±30° (vertical) / Corner Keystone / H Keystone				
Noise level	(Normal) 42dB Max (1m@27°C)				
Input	HDMI*2; VGA*2; DVI*1; BNC*5; Video*1; S-Video*1; YPbPr*1; Audio in(L/R)*1; Audio in*2; DP*1; USB-B*1; RJ45*1 (Play as "Input")				
Output	HDMI*1; VGA*1; Audio(mini-jack)*1				
Control interface	RJ45; 3.5mm mini-jack*2 (RC in & out); 1xD-sub (F) (Input ext. ctrl, compati. w/ RS232c); 1xD-sub (M) (Output ctrl, compati. w/ RS232C)				
PC compatibility	VGA/SVGA/XGA/SXGA/WXGA/UXGA/MAC				
Video compatibility	PAL/SECAM/NTSC/NTSC4.43/PAL-M/PAL-N 1080p/1080i/1035i/720p/576p/480p/576i/480i				
H. lens shift	±10% (Powered)				
V. lens shift	±50% (Powered) (* ±60% for WXGA)				
Lamp	330W x 2 Ushio	380W x 2 Ushio	380W x 2 Ushio	330W x 2 Ushio	380W x 2 Ushio
Lamp life	(Nor)4000H/(Eco)5000H	(Nor)3000H/(Eco)4000H	(Nor)3000H/(Eco)4000H	(Nor)4000H/(Eco)5000H	(Nor)3000H/(Eco)4000H
Remote control	Yes				
H. scan frequency	15-100 KHz				
V. scan frequency	50-120Hz				
Standby power	Less than 0.5 Watt				
Power supply	100V - 240V @ 50-60HZ				
Operating temp.	0°C-40°C (over 35°C Go to "eco" mode)				
Storage temp.	-10°C-60°C				
OSD language	24 languages: S/T Chn, Eng, Fr, Esp, Por, De, It, Jp, Kr, Ru, Fi, Du, Th, Hr, Rm, Vn, Tr, Afr, Id, Pl, Far, Ara				
Speaker	2*5 W				
Dimension	510mm x 470mm x 180mm				
Weight	Less than 25 kg				
Accessories	User Manual (CD), Remote Control, Power Cord, VGA Cable, Quick Start Card				

Projection Distance

E3557/E3815/E3855

Screen size	40"	100"	200"	300"	400"
X 4:3 ratio (mm)	813×610	2032×1524	4064×3048	6096×4572	8128×6096
Y Nearest	1.039m	2.664m	5.374m	8.083m	10.793m
Y Farthest	1.6904m	4.297m	8.643m	12.989m	17.335m

E3655W/E3715W

Screen size	40"	100"	200"	300"	400"
X 16:10 ratio (mm)	862×539	2154×1346	4308×2692	6462×4039	8616×5385
Y Nearest	1.093m	2.8001m	5.6445m	8.489m	11.333m
Y Farthest	1.777m	4.5146m	9.077m	13.64m	18.202m

Excellent Quality

ASKProxima projectors conform to global dust-free manufacturing standards. Each product originates from a dust-free workshop of 100K grade purification standard. The products are subjected to a 24-hour continuous burn-in test before being packaged to ensure users of the highest quality products.



ASK Proxima Co., Limited
http://www.askproxima.com

Distributor




ASK Proxima

Classic Top Image Quality



Dual-Lamp Projector Series
E3755/E3815/E3855/E3655W/E3715W



ASK Proxima



Dual-lamp Large Venue Projector Series E3755/E3815/E3855/E3655W/E3715W

Applications

The E3000 series is a full featured projector, an excellent choice for medium and large venue applications.



Boardrooms & Large Classrooms



Auditoriums & Churches



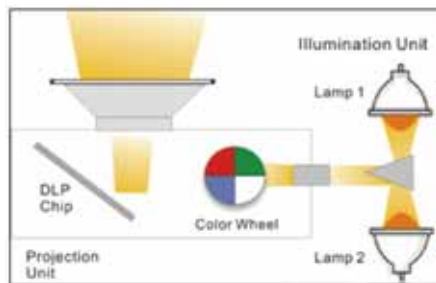
Rental & Staging Events



Exhibit Halls & Museums

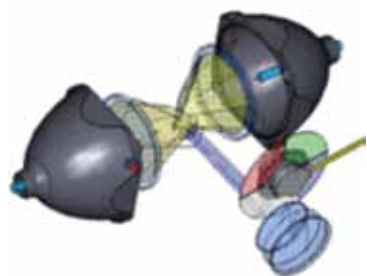
Dual -Lamp Optical Engine

The E3000 series is a dual lamp source optical engine system with brightness of up to 8,500 lumen. An automatic failsafe feature allows the presentation to continue un-interrupted at reduced brightness in the event of a single lamp failure.




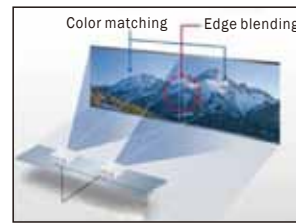
24 x 7 Continuous Operations

In the single lamp mode, the projector is suitable for 24 x 7 operations with automatic lamp switching, saving energy while extending the lamp life.



Edge Blending

The edge blending feature provide for a seamless wide screen presentation with multiple side by side projectors. Images can be perfectly matched for brightness and color correction.



6,000:1 Contrast Ratio

The superior DLP chip technology with super-high contrast ratio of 6000:1 offers precise picture details and excellent contrast.



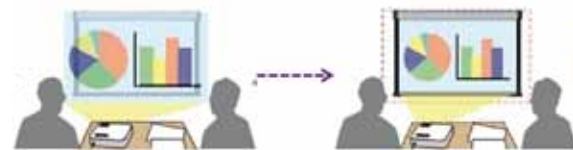
6000:1 Contrast



Common contrast

Corner Keystone Correction

Corner keystone correction allows for the adjustment of all four image angles. The horizontal digital keystone correction resolves the image distortion created when the projector's lens is not perpendicular to the screen. A useful feature when the projection environment is less than optimum.




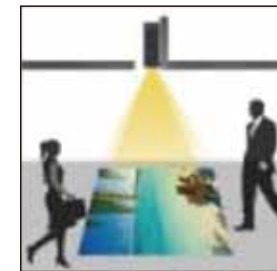
Horizontal keystone correction



Four-corner keystone correction

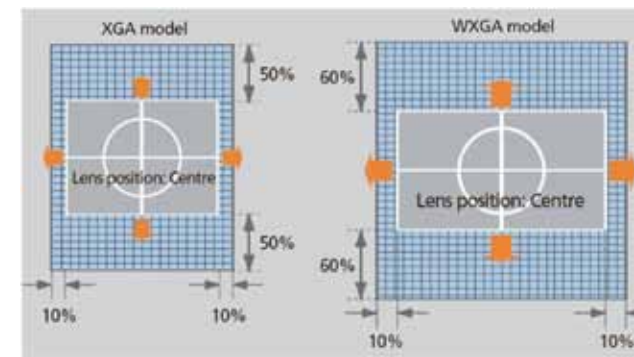
360 Degree Projection

The E3000 series projector will project in any orientation. This is often a limitation for most projectors. This feature that is very useful for many specialty design applications.



Lens Shift

Motorized horizontal and vertical lens shift without loss of image quality. XGA models offer 50% vertical and 10% horizontal shift. WXGA models offer 60% vertical and 10% horizontal shift.



Automatic Focus

When the projector is positioned at a distance from the screen it will focus automatically. Should the distance be changed or the zoom lens adjusted, the projector will again adjust to the proper focus.



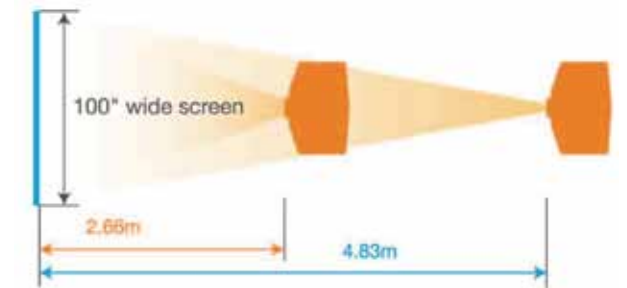
Before



After

1.6x Zoom Ratio

The 1.6x standard zoom lens offers flexibility for quick set up or permanent installation.



Optional Replacement Lenses

The standard lens supplied with the projector is a 1.6x zoom. A variety of optional lenses is available including wide-angle, telephoto, short throw and fisheye.



Wide-angle lens	Short lens
Telephoto lens	Fisheye lens