






Multimedia Presentation Projector W415e



IDEAL PROJECTOR FOR CLASSROOMS, BOARDROOMS AND THE HOUSE OF WORSHIP



-  **WXGA 1280 x 800 resolution with HDMI 1.4a connectivity and LAN Control**
-  **Bright 4500 lumens image with 15,000:1 contrast ratio makes it ideal for large screen applications**
-  **Lens shift for installation flexibility**
-  **Full 3D compatibility for audience captivating immersive presentations**
-  **1.5x zoom ratio for greater installation placement flexibility**



The Optoma W415e is the perfect projector solution for medium to large size conference rooms, small auditoriums, higher education lecture halls and houses of worship.

With a powerful 4500 lumens and a stunning 15,000:1 contrast ratio, the W415e delivers bright large-screen presentations with fantastic image clarity, outstanding color accuracy and incredibly clear and sharp imagery.

Engineered for today's digital world, the W415e provides 2 HDMI v1.4a ports, vertical lens shift for installation flexibility and RJ45 for LAN command and control.

CONNECTIVITY (May require optional accessories)



MULTIMEDIA PROJECTOR — W415e

OPTICAL/TECHNICAL SPECIFICATIONS

Display Technology	Single 0.65" DC3 DMD DLP® Technology by Texas Instruments™
Native Resolution	WXGA (1280x800)
Maximum Resolution	WUXGA (1920x1200)
Brightness (Typical)	4500 lumens
Contrast Ratio	15,000:1 (full on/full off)
Displayable Colors	1.07 Billion
Lamp Life* and Type	7000/4000/3000 (Bright+Dynamic/ECO/Bright)
Projection Method	Front, rear, ceiling mount, table top
Keystone Correction	±40° Vertical
Uniformity	>80%
Aspect Ratio	16:9, 4:3, LBX, Native, Auto
Throw Ratio	1.46~2.2 (distance/width), +/- 5% tolerance
Projection Distance	3.9'–32.8' (1.2–10 m)
Image Size (Diagonal)	25.32" -317.99" (0.64–8.08 m)
Projection Lens	F=2.42-2.97, 1.5x manual zoom and focus
Lens Shift Offset	Vertical: 110% ~ 124%
Digital Zoom	0.8 ~ 2.0
Typical Offset	111.5%
Audio	10-Watt speaker
Noise Level	37dB min
Remote Control	IR remote mouse with laser
Operating Conditions	41-104°F (5–40°C), 85% max humidity
Power Supply	AC Input 100–240V, 50–60Hz, auto-switching
Power Consumption	Max 290W (Normal), Min 230W (Eco+), <0.5 (standby-ECO)
High Altitude	Operating Temp @ Sea Level to 10000 feet = 23C (max); must manually switch to high altitude mode @ 5000 feet & above (using OSD)

COMPATIBILITY SPECIFICATIONS

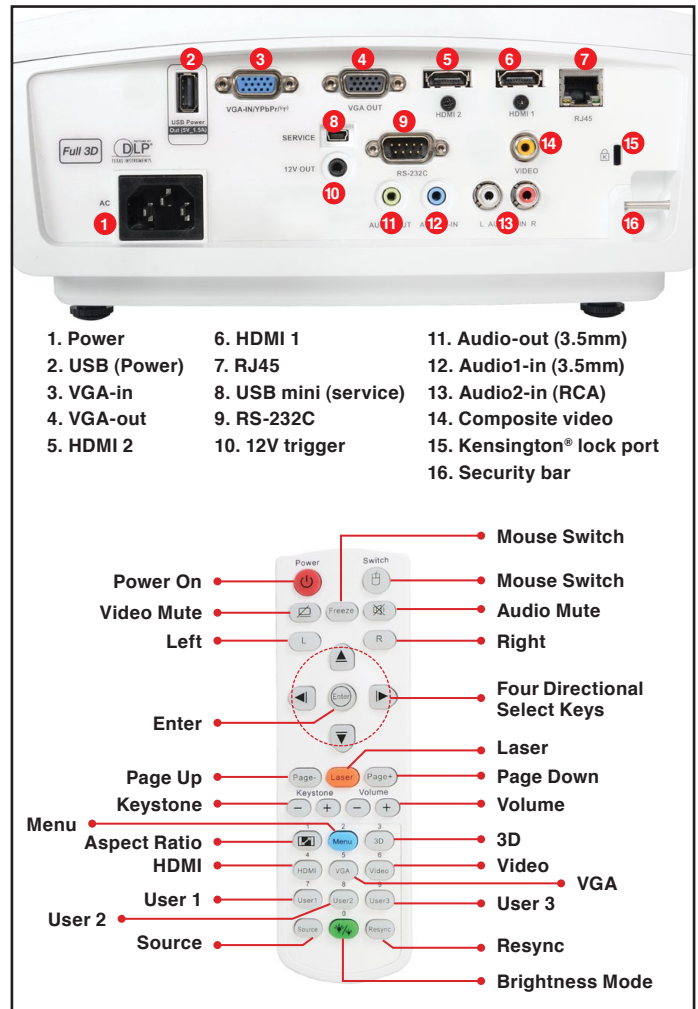
Computer Compatibility	UXGA, SXGA+, WXGA+, WXGA, SXGA, XGA, SVGA, VGA, WUXGA, HDTV 720p, HDTV 1080p
Video Compatibility	NTSC, PAL, SECAM, SDTV (480i), EDTV (480p), HDTV (720p, 1080i, 1080p)
3D Compatibility[†]	Supports all HDMI 1.4a mandatory 3D formats (Frame pack, side-by-side, top-bottom) and up converts frame rate from 60Hz to 120Hz or 24Hz to 144Hz (i.e 60 or 72 frames per eye). 3D glasses are needed and are sold separately. Refer to user manual for details.
Vertical Scan Rate	24–85Hz, 120Hz
Horizontal Scan Rate	15.375–91.146KHz
User Controls	Complete on-screen menu adjustments in 27 languages
I/O Connection Ports	2x HDMI v1.4a, VGA-in, VGA-out, composite video, audio1-in (3.5mm), audio2-in (dual analog RCA), audio-out (3.5mm), 12V trigger, RS-232C, RJ45, USB-A (Power Only), USB mini (service only)

PHYSICAL SPECIFICATIONS

Security	Kensington® lock port, security bar and keypad lock
Weight	5.95 lb (2.7 kg)
Dimensions (W x H x D)	11.26" x 4.88" x 10.43" (286 x 124 x 265 mm)

*Lamp-life is dependent on many factors, including lamp mode, display mode, usage, environmental conditions and more. Lamp brightness can decrease over time.

†3D content can be viewed with DLP Link active shutter glasses when projector is used with a compatible 3D source (Blu-Ray Player, Cable/Satellite Box, Game Console and more). Please visit www.OptomaUSA.com for more information.



Warranty

3-Year Optoma Express Service, 1-Year on Lamp

What's In the Box

W415e projector, AC power cord, VGA to VGA cable, remote control, batteries for remote, carrying case, lens cap, CD-ROM user's manual, quick start card and warranty card

Optional Accessories

Wireless VGA dongle, universal ceiling mount, Optoma screens, DLP®Link™ 3D glasses, wireless HDMI system and Cat6 HDBaseT

Accessory Part Numbers

Lamp: 5811118924-SOT
Remote: 5041846800
Wireless HDMI system: WHD200
Universal ceiling mount: BM-5001U
Universal ceiling mount (with extensional pole): OCM815W

Wireless VGA dongle: BI-EXTBG03
DLP® Link™ 3D glasses: BG-ZD301
Single-Cat6 HDBaseT kit: EVBMN-M110
Universal ceiling mount: OCM818W-RU

UPC 796435 41 951 6

www.OptomaUSA.com

Optoma

Copyright © 2015 Optoma Technology, Inc. DLP® and the DLP logo are registered trademarks of Texas Instruments™. All other trademarks are the property of their respective owners. All specifications subject to change at any time. 07082015